

British Property Federation

1. The British Property Federation (BPF) is a membership organisation that represents the commercial real estate sector to government— an industry with a market value of £1,662bn and which contributed more than £94bn to the economy in 2014. We promote the values of those with an interest in the UK's built environment to government. Our membership comprises a broad range of real estate owners, managers, developers and supporters. Their investments drive the UK's economic success, provides essential infrastructure, improves society by creating great places where people can live, work and relax.

Executive Summary

2. International students bring many benefits to Britain's higher education sector, which is of fundamental importance to the UK's future economic, political and industrial prosperity. These benefits are national and regional, economic and social.
 - 2.1. The 437,000 international students (EU and non-EU), which made up 19% of all students registered at UK universities in 2014-15, created an extra £25.8 billion in gross output for the UK economy.
 - 2.2. Corporate Residential Management, the UK's leading independent student accommodation management brand, operating over 50 student schemes and totaling over 23,000 bed spaces across the UK, note that nearly half of all the bed spaces that they manage around the UK are taken by international student, generating over £216 million of rent over the last three years.
 - 2.3. This national impact is mirrored at a regional and local level. In the North West of England, international students' off-campus expenditure was £458 million in 2014–15, as well as being £781 million in the East of England, £2,739 million in London, £514 million in the North East, £688 million in the East Midlands, £970 million in the North West, £1,271 million in the South East, £612 million in the South West, £904 million in the West Midlands and £835 million in Yorkshire and the Humber.
 - 2.4. London's international students bring a net benefit of £2.3 billion per annum to Britain's economy (primarily through fees and accommodation), equating at around £34,122 per student, and representing 39% of the total fee income of London's universities.
 - 2.5. International Students bring well over £935 million in rent, annually, to the UK's purpose-built student accommodation market. They also gravitate to the higher end of the housing market; spending more on rent, studio flats, purpose-built accommodation and local amenities than domestic students.
 - 2.6. PwC found that 60% of international students, who studied in London, are more likely to do business with the UK because of studying here, thus helping to strengthen the UK's business and economic influence around the world.

Introduction

3. We are delighted to be able to respond to the *Migration Advisory Committee's International Students Call for Evidence*. We welcome the work done by the Committee and believe that the call for evidence is an opportunity to outline the importance of international students to the student accommodation sector, the wider education sector and the UK in general.
4. Please see the Appendixes at the end of the document, containing further evidence to empathise the points made in this response.
5. The student accommodation industry has been an important support to the expansion of the UK's higher education sector over the past three decades, aided by local authorities in the regions encouraging private sector investment in Purpose Built Student Accommodation (PBSA). That pipeline continues, with Knight Frank estimating that over 23,000 additional purpose-built student bedrooms are due to be completed across 60 university towns and cities between now and the start of the 2018/19 academic yearⁱ. These new additions will lift the total stock of nationwide PBSA by 4.3%. A further 11,000 beds are currently under construction or in planning to be delivered in the 2019 and 2020 academic years, and this total will probably rise as new development applications are approvedⁱⁱ. Currently, PBSA accommodates over 1.8 million studentsⁱⁱⁱ. In total, private sector developers will deliver 74% of the total beds due to be completed by 2020, and 84% of the beds due to be built for the 2018/19 cycle^{iv}. There are also many positive economic implications from PBSA development, with many institutional investors, such as pension funds, seeking to invest in it. Savills note that PBSA is highly attractive to international investment with Singapore being the largest source of investment in 2016 (£1.2 billion for over 13,000 beds) and North America second^v. Knight Frank calculates that the combined asset value of the UK's PBSA sector, both private and university owned, is now £43 billion^{vi}. The sector is therefore an important facilitator of, and beneficiary from, HE expansion.
6. We would be delighted to provide further information on any aspect of this paper on request. Please contact Raja Hanna (Policy Officer), rhanna@bpf.org.uk, 020 7802 121.

Response

How much money do migrant students spend in the national, regional and local economy and what is the impact of this?

National Economy


7. International students spend money on a wide range of goods, services, and activities while living in the UK. This is highly beneficial to the UK's economy, as this expenditure is additional to that undertaken by domestic students. In 2014–15, UniversitiesUK outlined that the 437,000 international students (EU and non-EU), which made up 19% of all students registered at UK universities, created an extra £25.8 billion in gross output for the UK economy, £13.8 billion gross value added (GVA) to UK GDP, £10.8 billion of UK export earnings, £750 million to the UK transport industry and £690 million to the retail industry and £5.4 billion in university fees and accommodation^{vii}. Research by the Higher Educational Policy Institute and Kaplan International Pathways outline that in 2015/16, International Students contributed over £25 billion to the UK economy and over £20 billion in net profit to the country^{viii}. They also contributed to 206,600 jobs in university towns and cities.^{ix} These statistics provide a high-level illustration that international students are imperative to the UK sustaining a prosperous national economy.

BPF response to Migration Advisory Committee's International Students Call for Evidence



National Student Accommodation Market

8. International students bring significant economic benefits to the national housing and student accommodation market. From the 2.3 million students recorded in 2015/16, Unipol estimated that between 1.7 and 1.8 million have a residential need. International students made up 20% (463,470 out of 2,280,325) of the UK student population in 2015/16, nevertheless they account for around 26% of students with a residential need (450,000 out of 1,750,000).^x This is because nearly all UK-based part-time students attend their institution from their existing home base, unlike international students engaging in part-time studies, as the logistics of their international status means they are unable to remain in their home base.^{xi}
9. International students significantly contribute economically to the national PBSA market. During the 2014/15 academic year, there were 391,930 full time international students (approximately 28% EU/72% non-EU) enrolled in the UK, reflecting 23.1% of the full-time student population.^{xii} This represents a growth by a total of 7.4% over the past five years, which has significantly contributed to the rise in demand for PBSA. International students are often prepared to pay higher rents for all-inclusive, superior and guaranteed student accommodation^{xiii}. As an example, Empiric Student Property Plc's 2016 Annual Report includes the statement 'approximately 70% of the students residing in our properties are originally from outside the UK.'^{xiv}
10. If international students were straightforwardly represented in the purpose-built sector based on their representation of the national residential demand (26%)^{xv}, they would occupy over 148,000 purpose-built bed spaces. This would have generated over £935 million in rent, based on a weekly rent of £146.73 on a 43-week contract in 2015-16 (averages found by the NUS / Unipol *Accommodation Costs Survey* for the same year). However, the occupancy level and rental yield from international students has been substantially higher:
 - 10.1. Corporate Residential Management, the UK's leading independent student accommodation management brand, operating over 50 student schemes and totaling over 23,000 bed spaces across the UK, note that nearly half of all the bed spaces that they have managed around the UK over the last three years are taken by international students^{xvi}. The breakdown is stipulated below:

		Percentage of International Students Staying in UK PBSA across 2015/16, 2016/17 and 2017/18			
Country	Total	1516	1617	1718	
UK					
Total	41191	11963	14539	14689	
International Countries					
Total	26082	7859	8607	9616	
Grand Total	67273	19822	23146	24305	
	All years	1516	1617	1718	
Total proportion of International Students	39%	40%	37%	40%	

- 10.2. This has generated £216,569,862.54 in rent over three years^{xvii}. The breakdown is stipulated below:

BPF response to Migration Advisory Committee's International Students Call for Evidence



	Total Amount of Economic Revenue International Students Generate through their stay in PBSA across 2015/16, 2016/17 and 2017/18			
Academic Year	1516	1617	1718	Grand Total
Sum of Rent	£48,810,808.12	£76,156,454.95	£91,602,599.47	£216,569,862.54

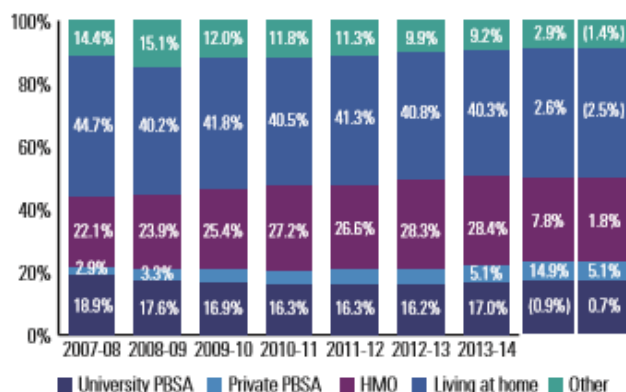
10.3. Corporate Residential Management have also noted that well over half of the PBSA bed spaces that they have managed in London over the last three years are taken by international students^{xviii}. The breakdown is stipulated below:

	Total Number of UK and International Students Living in London PBSA across 2015/16, 2016/17 and 2017/18															
Total of London	ALL				1516				1617				1718			
	UK	International	Total	% of International	UK	International	Total	% of International	UK	International	Total	% of International	UK	International	Total	% of International
	10041	13134	23175	57%	3230	5349	8579	62%	3625	4296	7921	54%	3186	3489	6675	52%

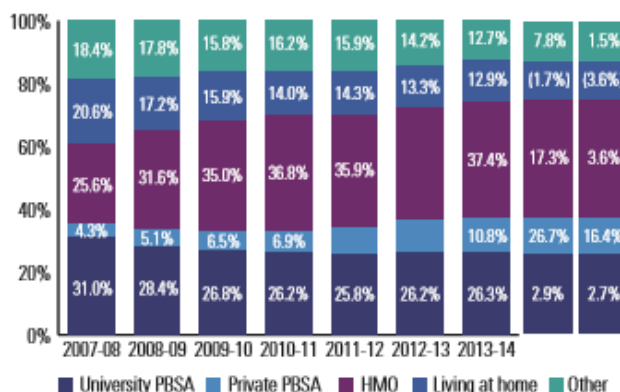
10.4. KPMG specify that international students are 65% more likely to live in PBSA than UK students^{xix}. International students prefer purpose-built accommodation (CUBO and University of Nottingham research, 2008). Data from HESA on the 2015/16 academic cycle indicates that almost 50% of full time international students were living in either private or university controlled Purpose-Built Student Accommodation compared to 35% of UK domiciled students. (HESA).

10.5. The proportion of international students living in private PBSA has grown from 4.3% in 2007/08 to 10.8% in 2013/14^{xx}. The graph below elucidates this and compares the percentage of international students living in PBSA accommodation to the percentage of domestic students living in PBSA^{xxi}:

Term time accommodation of full-time UK domiciled students 2007-08 – 2013-14



Term time accommodation of full-time non-UK domiciled students 2007-08 – 2013-14



© 2017 KPMG LLP, a UK limited liability partnership, and a member firm of the KPMG network of independent member firms affiliated with KPMG International Cooperative, a Swiss entity.

BPF response to Migration Advisory Committee's International Students Call for Evidence



- 10.6. The Greater London authority stipulate that international students have, and project that they will continue to have, a greater need for PBSA than domestic students. The graph below elucidates this^{xxii}.

Projected need for purpose-built student accommodation 2015/16									
2015/16	London HESA students			Campus branches of non-London HEI		Alternative Providers			
Domicile	other EU	Non EU	Other UK (non-London)	Other UK (non-London)	other EU & Non EU	Other EU	Non EU	Other UK (non-London)	
Category 1	7,236	12,606	24,908	105	327	913	1,522	2,123	
Category 2 and 3	3,618	10,085	9,963	42	212	456	1,218		
Category 4	7,757	23,273	NA	NA	2,744	NA	NA	NA	
PBSA need	18,611	45,964	34,871	147	3,283	1,369	2,740	2,123	Total PBSA need 109,108

Projected need for purpose-built student accommodation 2041/42									
2041/42	London HESA students			Campus branches of non-London HEI		Alternative Providers			
Domicile	other EU	Non EU	Other UK (non-London)	Other UK (non-London)	other EU & non EU	Other EU	Non EU	Other UK (non-London)	
Category 1	10,618	20,660	33,960	112	589	913	1,522	2,123	
Category 2 and 3	5,309	16,528	13,584	45	383	456	1,218		
Category 4	14,501	43,919	NA	NA	5,111	NA	NA	NA	
PBSA need	30,428	81,107	47,544	157	6,083	1,369	2,740	2,123	Total PBSA need 171,551

11. Potential reasons for why international students prefer PBSA to other forms of student accommodation:
- 11.1. Institutions often give priority to international students in allocations of their PBSA provisions^{xxiii}
 - 11.2. UK students are less disposed to remain in purpose-built accommodation than returning international students^{xxiv}
 - 11.3. PBSA can be bought online, meaning international students can purchase this accommodation from their home countries^{xxv}.
 - 11.4. According to Shah (2010), international students prefer PBSA because their parents want assurance that they will be in high quality accommodation whilst studying in a foreign country, which PBSA is known to provide in comparison with other living alternatives^{xxvi}.
12. International students also tend to pay more rent than the national average. This is because they often have a larger budget than UK students and therefore live in more expensive accommodation.^{xxvii} They are also more inclined to live in studio accommodation (which is more expensive than standard 'cluster flat' student bedrooms), with 8.4% of international students living in studio flats in 2015/16.^{xxviii} Furthermore, their gravitation to London means that they are inclined to pay more rent than the national average, with London accommodation 69% more expensive than the average rent across the UK and being 48% more concentrated in studio flats.^{xxix}

Higher Education Sector

13. The UK is blessed with world-class higher education institutions across its width and breadth, however the projected shortage of UK students by 2021/22 would require international acceptance to increase by 63% above its current level for UK institutions to have the economic ability to carry on thriving^{xxx}. Acceptances from EU students totalled 29,300 in 2015^{xxxi}, 11% up on the previous year, and this trend has continued in 2016^{xxxii}, with this pool of students exhibiting the fastest growth over the past ten years, increasing by 60.3% since 2006^{xxxiii}. Over the last five years there has been a 22% increase in international students from all over the world attending UK universities full time^{xxxiv}. The data shows that the national higher education sector is becoming more and more reliant on the influx of economic revenue generated by international students, especially amid the forecasted decrease in enrolling domestic students. Therefore, any reduction in the number of migrant students being allowed entry into the UK will serve harm one of society's most important and progressive sectors.

Regional and Local Economy

14. This national impact is mirrored at a regional and local level, providing an important anchor for the government's Industrial Strategy and contributing to economic growth across the country. In the North West of England, international students' off-campus expenditure was £458 million in 2014–15, generating a £281 million GVA contribution to local GDP.^{xxxv} Sheffield significantly benefits from the impact of international students; they made a net contribution to Sheffield's GDP in 2012/13 of £120.3 million^{xxxvi}. Additionally, international students' spending on and off campus equates to £781 million in the East of England, £2,739 million in London, £514 million in the North East, £688 million in the East Midlands, £970 million in the North West, £1,271 million in the South East, £612 million in the South West, £904 million in the West Midlands and £835 million in Yorkshire and the Humber.^{xxxvii} These figures indicate that any reduction in the number of international students being granted entry into the UK will significantly harm the economies of many UK regions.
15. International students promote investment in all parts of the UK for Purpose Built Student Accommodation development. Cities that have procured PBSA development in 2016 include Glasgow (by 858*¹), Edinburgh (1888*), Aberdeen (718*), Liverpool (1241*), Newcastle (1453*), Durham (307*), Leeds (1332*), Sheffield (1178*), Leicester (939*), Coventry (376*), Nottingham (311*), Birmingham (1128*), Cardiff (1311*), Bristol (71*), Exeter (362*), Plymouth, Bath, Southampton (1382*), London (5082*) and Canterbury^{xxxviii}. Regions that have procured PBSA investment in 2015 include London (10,402+²), North West (6524+), South East (5253+), Yorkshire and Human (4522+), North East (4067+), Wales (4023+), Scotland (3988+), West Midlands (3767+), East Midlands (3463+), South West (1938+) and East (517+)^{xxxix}. For many of these cities, PBSA investment is one of their only avenues to boost development and regeneration; the social benefits of this means that the PBSA market, which (as points 9, 10 and 11 articulate) is heavily supported by international students, must be protected.
16. Research by the Higher Educational Policy Institute and Kaplan International Pathways outline that international students bring a £31.3m net economic contribution to the UK economy for each of the 650 parliamentary constituencies, an average of £310 per member of the resident population. Manchester, Birmingham, Newcastle, Oxford, Cambridge, Cardiff, Bristol, Glasgow, Nottingham, Sheffield and Birmingham are all in the 20 constituencies receiving the greatest levels of economic benefits from international students^{xl}. Therefore, an esteemed benefit that ascends from hosting international students in

¹ * = The amount of PBSA Beds built in 2016.

² + = The amount of PBSA Beds built in 2015.

BPF response to Migration Advisory Committee's International Students Call for Evidence



the UK is that it encourages investment and an economic current around the whole of the UK and not just in London and the South of England.

Employment

17. A reduction in the number of international students in the UK would put many people in local areas out of employment. Destination for Education, an organization led by pathway providers to prepare international students for study at British Universities, outline that they currently employ 3,771 people across the UK. They provide employment for over 500 people in the North, almost 300 in Yorkshire and the Humber and almost 2,000 people in the South East alone. That is almost 4,000 jobs in one organization whose employment is dependent on international students finding the UK an attractive place to study.^{xli} Any endeavour that decreases the amount of people in employment should be avoided as the financial and social repercussions of unemployment in local areas are damaging.

London

18. The scale of international students in London outlines their importance to the capital's higher education sector. In 2015/16 there were 104,68 international students at London universities, 29% of the total student population in London^{xlii}. This constitutes a significant increase from 2013/14, where there were 67,405 international students at London universities, 18% of the total student population in London^{xliii}. Despite the fall in the number of domestic students enrolling into London universities over the last five years by over 40,000, international student numbers remained steady,^{xliv} and even increased by 3.7% (+3,770 students) in 2016.^{xlv} London's international students bring a net benefit of £2.3 billion per annum to Britain's economy (primarily through fees and accommodation), equating at around £34,122 per student^{xlvi}, and representing 39% of the total fee income of London's universities.^{xlvii} London hosts a number of world class universities and this adds to the city's charm and aura, so making sure that these institutions have the capacity to flourish, which international students certainly enable from a financial and social context, is imperative to London preserving itself as a world class city.

What is the impact of migrant students on the demand for housing provision, on transport (particularly local transport) and on health provision?

Housing

19. A study by PwC about the impact of International Students in London found they do not contribute to the lack of affordable housing in London, as they often live in either university accommodation or private rented accommodation during their studies.^{xlviii} In this study, PwC conducted a survey which showed that at some point during their studies, international students live in privately rented accommodation, and in the majority of cases pay significantly more than domestic students.^{xlix} Furthermore, Dustmann, Frattini and Hall (2010) in their study of A8 migration to the UK, found that migrants were 57% less likely to live in social housing^l, which means that they would not be taking this living space away from domestic residents. Ultimately, the results suggest that even though international students use both university-owned accommodation and privately rented accommodation, the extent to which they displace UK citizens from affordable housing is negligible since on average they pay higher rents to the current market rates and rarely gravitate towards the lower (price) end of the housing market.

Infrastructure

20. The long-term impact (or damage) caused by international students on Britain's infrastructure, amenities and services is not substantial. PwC found that only 12% of international students remained in the UK after their studies finished.^{li} London First and PwC also stipulate that of those international students entering the UK labour market, the majority work in education, cultural activities, financial services, and retail; earning an average salary of £19,000 p.a., contributing an estimated £9million to the UK Government via income tax and £17 million per year in National Insurance contributions.^{lii} Therefore, instead of damaging infrastructure and draining resources due to use for a sustained period, international students provide timely economic boosts, and subsequently opportunities for growth and regeneration in local areas.

Purpose Built Student Housing

21. Fears that a growing number of regional cities are to suffer a surfeit of purpose built student housing will be allayed by the influx of international students coming into the UK, particularly Chinese students. Rising supplies are only a problem if not matched by increased demand. Demographic and macro-economic data from China shows that by 2025 there will be around 117,000 applications every year to the UK's higher education sector from overseas students, increasing to 239,000 by 2034.^{liii} Resultingly, UK universities and PBSA providers will have to invest in increasing their dormitory capacity and creating new student accommodation on undeveloped sites. Opportunities to invest in student services generally remain lucrative and this could provide a catalyst for economic prosperity and regeneration (in areas benefiting from the economic affluence of international students). Furthermore, the significant number of world-class universities located in the north of the UK means that the economic and societal benefits of increasing student accommodation will be enjoyed all over the country, and not just in London or south of England.

- 21.1. An example of increased demand leading to rising supplies comes from Nottingham City Council. They have encouraged investment in PBSA in the city centre to reduce the number of residential houses being converted to Houses in Multiple Occupation (HMO's) to cope with the increasing quantity of international students^{liv}. In the last three years, private sector PBSA providers have created over 1,787 bed spaces where there were previously empty or derelict buildings.^{lv} Consequently, this has freed up many homes for the residential market, improved affordability and eased the city's housing shortage^{lvi}. Nottingham's economic situation has also improved as the development locates more international students in the city centre with easy access to shops, amenities and services^{lvii}. This outlines how international students can prompt regeneration and an upturn in economic prosperity of a local area.

- 21.2. The breakdown of the PBSA development in Nottingham is as follows:

Year	Bed Spaces
<u>2015</u>	
KP House (Urban Student Life)	47
Halley House studios (Primo)	66
Hydrogen (Hydrogen Students)	164
Varsity (FHP)	31
<u>2016</u>	
Express Building (Urban Student Life)	26
Lace Market Studios (Host)	113
Victoria House (Megaclose)	80

BPF response to Migration Advisory Committee's International Students Call for Evidence



The Frontage studios (CRM)	162
Talbot Point studios (CRM)	67
95 Talbot Street (Hello Student)	77

2017

Sneinton Road (Megaclose)	79
Norwich Union House (Unipol Student Homes)	88
Nova (Collegiate)	437
Newtown & Newland House (iQ)	350 ^{lviii}

What role do migrant students play in extending UK soft power and influence abroad?

World Leaders

22. A 2017 study by the Higher Education Policy Institute reveals the UK's higher education sector has educated more world leaders than any other country. Among 377 serving heads of state and heads of government, 58 have attended UK universities and colleges, living in Britain^{lix}. Leaders educated in the UK include: Burmese State Counsellor Aung San Suu Kyi, who took degrees at Oxford and SOAS during the 1960s and 1980s; Gambian President Adama Barrow, who worked as an Argos security guard while studying property management in London; and the Prime Minister of Australia, Malcolm Turnbull, who studied at the University of Oxford. All the leaders in the study came to the UK before the current migration target and, like most international students, they returned to their country of origin once their studies were complete.^{lx} Having heads of state spend part of their formative years living in Britain and engaging with British culture underlines how the UK's higher education sector and student accommodation sector is a long-term asset which encourages international relations. Therefore, a restriction on the number of international students in the UK would be damaging to Britain's international influence.

Business and Economic Influence

23. Having international students in the UK also improves Britain's business influence. PwC found that 60% of international students, who studied in London, are more likely to do business with the UK because of studying here.^{lxi} Therefore, international students are likely to form long-term ties with the UK, thus helping to strengthen the UK's business and economic influence around the world.

Multiculturalism

24. University provides individuals with more than just an academic education, it also provides a social education for many of its students that can be used in a variety of business and communal contexts. Exposure to international students will equip graduates with the aptitude to circumnavigate the ever-globalising world and feel comfortable with the many cultures and ethnicities that they will have to interact with in contemporary business and society.

Conclusion

25. The economic, social and regeneration benefits of international students have been made clear in this response, and the constant influx of international students is imperative to many of the UK's principal industries, none more so than the thriving student accommodation sector. In the current climate of political uncertainty, government should be doing all it can to protect sectors that are prospering and that harbour

BPF response to Migration Advisory Committee's International Students Call for Evidence



benefits to the UK, which as highlighted in this response, both the student accommodation sector and the education sector certainly do. We therefore hope government will not pursue policies that aim to restrict the number of international students in the UK and allow the natural influx of international students to study and live in the UK.

ⁱ <http://content.knightfrank.com/research/169/documents/en/uk-student-property-report-development-pipeline-2018-19-5155.pdf>

ⁱⁱ *ibid.*

ⁱⁱⁱ [http://www.jll.co.uk/united-kingdom/en-gb/Research/JLL-Student-Housing-University-Partnerships-UK-2016%20\(2\).pdf](http://www.jll.co.uk/united-kingdom/en-gb/Research/JLL-Student-Housing-University-Partnerships-UK-2016%20(2).pdf), 7

^{iv} <http://content.knightfrank.com/research/169/documents/en/uk-student-property-report-development-pipeline-2018-19-5155.pdf>.

^v Savills World Research, UNESCO, QS, national statistics; <http://pdf.euro.savills.co.uk/global-research/world-student-housing-2017-18.pdf>, p.17

^{vi} <https://assets.kpmg.com/content/dam/kpmg/uk/pdf/2017/05/brexit-and-student-accommodation.pdf>, p.3

^{vii} <http://www.universitiesuk.ac.uk/policy-and-analysis/reports/Documents/2017/briefing-economic-impact-international-students.pdf>, pp.2-3

^{viii} <http://www.hepi.ac.uk/wp-content/uploads/2018/01/Economic-benefits-of-international-students-by-constituency-Final-11-01-2018.pdf>

^{ix} <http://www.universitiesuk.ac.uk/news/Pages/International-students-now-worth-25-billion-to-UK-economy---new-research.aspx>

^x Unipol Student Homes, 8th December 2017

^{xi} *ibid.*

^{xii} HESA — Full time postgraduate and undergraduate students 2014/15

^{xiii} [http://www.ey.com/Publication/vwLUAssets/ey-uk-purpose-built-student-accommodation/\\$FILE/ey-uk-purpose-built-student-accommodation.pdf](http://www.ey.com/Publication/vwLUAssets/ey-uk-purpose-built-student-accommodation/$FILE/ey-uk-purpose-built-student-accommodation.pdf)

^{xiv} Empiric Student Property Plc's 2016 Annual Report, <https://www.empiric.co.uk/investor-information/company-documents>

^{xv} Unipol Student Homes, 8th December 2017

^{xvi} Corporate Residential Management

^{xvii} *ibid.*

^{xviii} *ibid.*

^{xix} <https://assets.kpmg.com/content/dam/kpmg/uk/pdf/2017/05/brexit-and-student-accommodation.pdf>, p.5

^{xx} *ibid.*

^{xxi} Graph: *ibid.*

^{xxii}

https://www.london.gov.uk/sites/default/files/student_population_projections_and_accommodation_need_for_new_london_plan_2017.pdf, pp.14-15

^{xxiii} Unipol Student Homes, 8th December 2017

^{xxiv} *ibid.*

^{xxv} Corporate Residential Management

^{xxvi} Shah, Oliver (2010), 'Parents pay top dollar for student digs'. *The Sunday Times*. 3rd October 2010.

^{xxvii} Unipol Student Homes, 8th December 2017.

^{xxviii} *ibid.*

^{xxix} UKCISA and Accommodation Costs Survey 2015/16

^{xxx} [http://www.ey.com/Publication/vwLUAssets/ey-uk-purpose-built-student-accommodation/\\$FILE/ey-uk-purpose-built-student-accommodation.pdf](http://www.ey.com/Publication/vwLUAssets/ey-uk-purpose-built-student-accommodation/$FILE/ey-uk-purpose-built-student-accommodation.pdf), p.8

^{xxxi} UCAS — End of Cycle 2015 Data Resources, published on 18 December 2015

^{xxxii} UCAS — Interim assessment of UCAS acceptances by intended entry year, country of institution and qualifications held (2016 cycle, four weeks after A-level results) — published 29 September 2016

^{xxxiii} [http://www.ey.com/Publication/vwLUAssets/ey-uk-purpose-built-student-accommodation/\\$FILE/ey-uk-purpose-built-student-accommodation.pdf](http://www.ey.com/Publication/vwLUAssets/ey-uk-purpose-built-student-accommodation/$FILE/ey-uk-purpose-built-student-accommodation.pdf), p.9

BPF response to Migration Advisory Committee's International Students Call for Evidence



-
- xxxiv HESA; <http://www.pensionfundsonline.co.uk/content/pension-funds-insider/investment/student-accommodation-in-the-uk/1503>
- xxxv <http://www.universitiesuk.ac.uk/policy-and-analysis/reports/Documents/2017/briefing-economic-impact-international-students.pdf>, p.2
- xxxvi https://www.sheffield.ac.uk/polopoly_fs/1.259052!/file/sheffield-international-students-report.pdf, p.1
- xxxvii *ibid.*, pp.5-7
- xxxviii <http://www.knightfrank.co.uk/resources/knight-frank-student-market-review-2016-email.pdf>
- xxxix *ibid.*
- xl <http://www.hepi.ac.uk/wp-content/uploads/2018/01/Economic-benefits-of-international-students-by-constituency-Final-11-01-2018.pdf>
- xli Destination for Education
- xlII HESA
- xlIII *ibid.*
- xliv <http://londonfirst.co.uk/wp-content/uploads/2015/05/London-Calling-report.pdf>, p.7
- xlV HESA
- xlvi CBRE, *UK Student Accommodation Storylines: Applications, Affordability and Appetite from Investors*, September 2017, p.8
- xlVII *ibid.*, p.7
- xlVIII <http://londonfirst.co.uk/wp-content/uploads/2015/05/London-Calling-report.pdf>, p.30
- xlIX *ibid.*, p.30
- l Dustmann, Frattini and Hall (2010), "Assessing the Fiscal Costs and Benefits of A8 Migration to the UK", *Institute of Fiscal Studies, Vol 31(1)*, 2010
- li <http://londonfirst.co.uk/wp-content/uploads/2015/05/London-Calling-report.pdf>, p.8
- lii *ibid.*
- liii Savvas Savouri, 'Chinese student influx will allay concerns', *EG*, 25th November, 2017
- liV *Nottingham City land and planning policies. Sustainable, Inclusive and Mixed Communities. Background Paper. September 2013*; <https://www.insidermedia.com/insider/midlands/67224-nottingham-student-accommodation-schemes-revealed>
- liV Unipol Student Homes. 15th December 2017
- liV *ibid.*
- liVi <http://www.nottinghampost.com/news/nottingham-news/one-12-homes-classed-student-344296>
- liViii Data from Unipol Student Homes. 15th December 2017
- liX <http://www.hepi.ac.uk/2017/08/05/uk-just-number-1-educating-worlds-leaders/>
- liX *ibid.*
- liXi PwC analysis & London First/PwC survey, <http://londonfirst.co.uk/wp-content/uploads/2015/05/London-Calling-report.pdf>, p.17

Appendix A

Corporate Residential Management- International Students by Nationality Breakdown, 2016-2018

1. Corporate Residential Management, the UK's leading independent student accommodation management brand, operating over 50 student schemes and totaling over 23,000 bed spaces across the UK, have provided a 2016-2018 breakdown of International Students by nationality living in bed spaces that they manage:

Row Labels	1617	1718	1819	Grand Total
Afghanistan	14	14	1	29
Other	1			1
Postgraduate	3	2		5
Undergraduate 1st year	6	7		13
Undergraduate 2nd year	1	1	1	3
Undergraduate 3rd year	3	3		6
Undergraduate 4th year		1		1
Albania	22	20		42
Other	3	6		9
Postgraduate	5	2		7
Undergraduate 1st year	11	5		16
Undergraduate 2nd year	1	6		7
Undergraduate 4th year	2	1		3
Algeria	12	9	2	23
Language school	6	1		7
Other	1			1
Postgraduate	2	4	2	8
Undergraduate 1st year	1	4		5
Undergraduate 3rd year	2			2
American Samoa		2		2
Placement		1		1
Undergraduate 2nd year		1		1
Andorra	1			1
Undergraduate 1st year	1			1
Angola	52	22	1	75
Other	2	1		3
Postgraduate	9	5		14
Undergraduate 1st year	19	6	1	26
Undergraduate 2nd year	15	6		21

BPF response to Migration Advisory Committee's International Students Call for Evidence



Undergraduate 3rd year	6	4		10
Undergraduate 4th year	1			1
Anguilla	2	3		5
Postgraduate	2	1		3
Undergraduate 2nd year		2		2
Antigua and Barbuda	2	2		4
Other	2	1		3
Undergraduate 2nd year		1		1
Argentina	6	10		16
Language school	2			2
Postgraduate		6		6
Undergraduate 1st year	1	2		3
Undergraduate 3rd year	1	2		3
Undergraduate 4th year	2			2
Armenia	4	2		6
Postgraduate	2			2
Undergraduate 1st year	1	1		2
Undergraduate 2nd year	1	1		2
Aruba	1	1		2
Language school	1			1
Undergraduate 1st year		1		1
Australia	34	34	2	70
Other	4			4
Postgraduate	14	18		32
Undergraduate 1st year	2	7		9
Undergraduate 2nd year	6	4		10
Undergraduate 3rd year	8	2	1	11
Undergraduate 4th year		3	1	4
Austria	52	52	2	106
Language school	1			1
Other	5	3	1	9
Postgraduate	27	28		55
Undergraduate 1st year	4	7		11
Undergraduate 2nd year	9	3	1	13
Undergraduate 3rd year	5	8		13
Undergraduate 4th year	1	3		4
Azerbaijan	35	14		49
Other		1		1
Postgraduate	6	1		7
Undergraduate 1st year	11	3		14

BPF response to Migration Advisory Committee's International Students Call for Evidence



Undergraduate 2nd year	9	4		13
Undergraduate 3rd year	8	5		13
Undergraduate 4th year	1			1
Bahamas	4	7		11
Postgraduate	3	3		6
Undergraduate 1st year	1	1		2
Undergraduate 2nd year		2		2
Undergraduate 3rd year		1		1
Bahrain	42	34	5	81
Language school	1			1
Other	5	4	1	10
Placement	1			1
Postgraduate	8	6		14
Undergraduate 1st year	9	10	3	22
Undergraduate 2nd year	3	6	1	10
Undergraduate 3rd year	13	6		19
Undergraduate 4th year	2	2		4
Bangladesh	41	30	2	73
Language school		2		2
Other	2	1		3
Placement		1		1
Postgraduate	10	9		19
Undergraduate 1st year	13	6	1	20
Undergraduate 2nd year	7	6		13
Undergraduate 3rd year	7	4	1	12
Undergraduate 4th year	2	1		3
Barbados	6	9		15
Placement		1		1
Postgraduate		2		2
Undergraduate 1st year	1	2		3
Undergraduate 2nd year	3	1		4
Undergraduate 3rd year	2	1		3
Undergraduate 4th year		2		2
Belarus	7	15		22
Other		3		3
Placement	1			1
Postgraduate	1	4		5
Undergraduate 1st year	2	4		6
Undergraduate 3rd year	3	2		5
Undergraduate 4th year		2		2

BPF response to Migration Advisory Committee's International Students Call for Evidence



Belgium	59	43		102
Language school	1	1		2
Other	8	2		10
Placement	2	1		3
Postgraduate	22	16		38
Undergraduate 1st year	7	6		13
Undergraduate 2nd year	5	9		14
Undergraduate 3rd year	8	6		14
Undergraduate 4th year	6	2		8
Belize	3			3
Postgraduate	3			3
Benin	1	2		3
Undergraduate 1st year	1			1
Undergraduate 3rd year		2		2
Bermuda	19	21	2	42
Language school	2			2
Placement	1			1
Postgraduate	5	3		8
Undergraduate 1st year	4	6		10
Undergraduate 2nd year	5	10	1	16
Undergraduate 3rd year	2	2	1	5
Bhutan		1		1
Undergraduate 2nd year		1		1
Bolivia	2			2
Undergraduate 1st year	1			1
Undergraduate 3rd year	1			1
Bosnia and Herzegovina	3	2		5
Postgraduate	1	1		2
Undergraduate 2nd year	2			2
Undergraduate 3rd year		1		1
Botswana	5	10		15
Postgraduate	2	2		4
Undergraduate 1st year	2	5		7
Undergraduate 2nd year	1	1		2
Undergraduate 3rd year		2		2
Bouvet Island	1			1
Undergraduate 2nd year	1			1
Brazil	60	40		100
Language school	3			3
Other	9	2		11

BPF response to Migration Advisory Committee's International Students Call for Evidence



Placement	1	2		3
Postgraduate	30	24		54
Undergraduate 1st year	10	5		15
Undergraduate 2nd year	5	2		7
Undergraduate 3rd year	1	4		5
Undergraduate 4th year	1	1		2
British Indian Ocean Territory	1	1		2
Undergraduate 1st year	1			1
Undergraduate 2nd year		1		1
Brunei Darussalam	7	11		18
Postgraduate	2	3		5
Undergraduate 1st year	1	5		6
Undergraduate 2nd year		3		3
Undergraduate 3rd year	3			3
Undergraduate 4th year	1			1
Bulgaria	92	58	5	155
Other	1	2		3
Placement	3	1		4
Postgraduate	20	10		30
Undergraduate 1st year	28	19		47
Undergraduate 2nd year	24	16	4	44
Undergraduate 3rd year	13	8	1	22
Undergraduate 4th year	3	2		5
Burkina Faso		1		1
Undergraduate 1st year		1		1
Burundi	1	2		3
Other	1	1		2
Undergraduate 2nd year		1		1
Cambodia	6	10		16
Postgraduate	3	5		8
Undergraduate 1st year	2	2		4
Undergraduate 2nd year	1	1		2
Undergraduate 3rd year		2		2
Cameroon	11	8	2	21
Postgraduate	9	3		12
Undergraduate 1st year	2	2	1	5
Undergraduate 2nd year		1	1	2
Undergraduate 3rd year		2		2
Canada	178	124	11	313
Other	14	3	1	18

BPF response to Migration Advisory Committee's International Students Call for Evidence



Placement		1		1
Postgraduate	83	60	2	145
Undergraduate 1st year	26	22	5	53
Undergraduate 2nd year	24	17	2	43
Undergraduate 3rd year	28	17	1	46
Undergraduate 4th year	3	4		7
Cayman Islands		5		5
Postgraduate		2		2
Undergraduate 2nd year		3		3
Chad	1			1
Undergraduate 2nd year	1			1
Channel Islands	1			1
Undergraduate 1st year	1			1
Chile	10	4		14
Other	2			2
Postgraduate	5	2		7
Undergraduate 2nd year	1	1		2
Undergraduate 3rd year	1	1		2
Undergraduate 4th year	1			1
China	3224	3813	207	7244
Language school	43	29		72
Other	164	130	1	295
Placement	13	2		15
Postgraduate	2066	2389	16	4471
Undergraduate 1st year	410	424	25	859
Undergraduate 2nd year	234	377	78	689
Undergraduate 3rd year	228	391	72	691
Undergraduate 4th year	66	71	15	152
Colombia	54	24		78
Language school	3	1		4
Other	1	1		2
Placement	2			2
Postgraduate	31	12		43
Undergraduate 1st year	7	4		11
Undergraduate 2nd year	4	4		8
Undergraduate 3rd year	2	2		4
Undergraduate 4th year	4			4
Congo, Democratic People's Republic	2	19	1	22
Postgraduate		2		2
Undergraduate 1st year	1	8		9

BPF response to Migration Advisory Committee's International Students Call for Evidence



Undergraduate 2nd year	1	7	1	9
Undergraduate 3rd year		2		2
Congo, Republic of	2	4		6
Postgraduate	1			1
Undergraduate 1st year	1	3		4
Undergraduate 3rd year		1		1
Costa Rica	1	1		2
Postgraduate		1		1
Undergraduate 1st year	1			1
Cote d'Ivoire		3	1	4
Postgraduate		1	1	2
Undergraduate 2nd year		2		2
Croatia/Hrvatska	29	18	1	48
Other	3	1		4
Postgraduate	6	6		12
Undergraduate 1st year	9	5		14
Undergraduate 2nd year	8	5	1	14
Undergraduate 3rd year	2	1		3
Undergraduate 4th year	1			1
Cuba	1			1
Postgraduate	1			1
Cyprus	193	234	22	449
Language school		1		1
Other	5	4		9
Placement	1	1	1	3
Postgraduate	97	82	2	181
Undergraduate 1st year	37	47	2	86
Undergraduate 2nd year	20	56	9	85
Undergraduate 3rd year	26	34	8	68
Undergraduate 4th year	7	9		16
Czech Republic	25	23	3	51
Other	2	2	1	5
Postgraduate	10	6	1	17
Undergraduate 1st year	8	6		14
Undergraduate 2nd year	2	3	1	6
Undergraduate 3rd year	2	2		4
Undergraduate 4th year	1	4		5
Denmark	30	22	1	53
Other	1	1		2
Placement	1			1

BPF response to Migration Advisory Committee's International Students Call for Evidence



Postgraduate	9	9		18
Undergraduate 1st year	10	6		16
Undergraduate 2nd year	5	2		7
Undergraduate 3rd year	3	2	1	6
Undergraduate 4th year	1	2		3
Djibouti	1	1		2
Undergraduate 1st year		1		1
Undergraduate 3rd year	1			1
Dominica	1	1		2
Undergraduate 1st year	1	1		2
Dominican Republic	3	2		5
Other	1			1
Postgraduate	2	2		4
Ecuador	20	20		40
Other	1			1
Postgraduate	4	3		7
Undergraduate 1st year	9	4		13
Undergraduate 2nd year	5	3		8
Undergraduate 3rd year	1	8		9
Undergraduate 4th year		2		2
Egypt	93	60	3	156
Other	7	3		10
Postgraduate	37	12	1	50
Undergraduate 1st year	25	12	2	39
Undergraduate 2nd year	18	12		30
Undergraduate 3rd year	3	20		23
Undergraduate 4th year	3	1		4
El Salvador		1		1
Undergraduate 1st year		1		1
Equatorial Guinea		1		1
Undergraduate 2nd year		1		1
Eritrea	4	7	2	13
Undergraduate 1st year	2	6	1	9
Undergraduate 2nd year	2		1	3
Undergraduate 3rd year		1		1
Estonia	6	3		9
Placement	1			1
Undergraduate 1st year	3	2		5
Undergraduate 2nd year	2	1		3
Ethiopia	3	4	1	8

BPF response to Migration Advisory Committee's International Students Call for Evidence



Postgraduate	1	1		2
Undergraduate 1st year		2	1	3
Undergraduate 2nd year		1		1
Undergraduate 3rd year	2			2
Falkland Islands (Malvina)	1			1
Undergraduate 2nd year	1			1
Fiji	1	1		2
Undergraduate 2nd year	1			1
Undergraduate 3rd year		1		1
Finland	60	35	1	96
Other	6	2		8
Postgraduate	15	9		24
Undergraduate 1st year	17	7		24
Undergraduate 2nd year	8	8	1	17
Undergraduate 3rd year	11	5		16
Undergraduate 4th year	3	4		7
France	381	262	11	654
Language school	9	5		14
Other	34	11		45
Placement	19			19
Postgraduate	141	102	1	244
Undergraduate 1st year	62	59	1	122
Undergraduate 2nd year	41	31	4	76
Undergraduate 3rd year	50	45	4	99
Undergraduate 4th year	25	9	1	35
French Polynesia	1	3		4
Other		1		1
Postgraduate	1	1		2
Undergraduate 3rd year		1		1
Gambia	1			1
Undergraduate 2nd year	1			1
Georgia	7	2		9
Other	1			1
Postgraduate	5	1		6
Undergraduate 2nd year	1	1		2
Germany	347	267	2	616
Language school	1			1
Other	23	11		34
Placement	8	3		11
Postgraduate	173	142		315

BPF response to Migration Advisory Committee's International Students Call for Evidence



Undergraduate 1st year	44	37	1	82
Undergraduate 2nd year	42	34	1	77
Undergraduate 3rd year	34	29		63
Undergraduate 4th year	22	11		33
Ghana	25	39	4	68
Postgraduate	14	13		27
Undergraduate 1st year	5	14	3	22
Undergraduate 2nd year	1	9	1	11
Undergraduate 3rd year	4	3		7
Undergraduate 4th year	1			1
Gibraltar	8	14	5	27
Other	1			1
Postgraduate	2	3		5
Undergraduate 1st year	2	4	3	9
Undergraduate 2nd year	2	5		7
Undergraduate 3rd year	1	1	2	4
Undergraduate 4th year		1		1
Greece	409	323	8	740
Other	39	5		44
Placement	2	1		3
Postgraduate	277	234	1	512
Undergraduate 1st year	32	47		79
Undergraduate 2nd year	35	18	5	58
Undergraduate 3rd year	18	17	2	37
Undergraduate 4th year	6	1		7
Grenada	1	1		2
Postgraduate		1		1
Undergraduate 3rd year	1			1
Guatemala	2			2
Postgraduate	2			2
Guernsey			1	1
Undergraduate 4th year			1	1
Guinea	1			1
Undergraduate 2nd year	1			1
Guinea-Bissau		1		1
Undergraduate 2nd year		1		1
Guyana	1	1		2
Undergraduate 2nd year	1			1
Undergraduate 3rd year		1		1
Honduras	2			2

BPF response to Migration Advisory Committee's International Students Call for Evidence



Postgraduate	1			1
Undergraduate 4th year	1			1
Hong Kong	441	442	62	945
Language school	1			1
Other	13	11		24
Placement	6	4		10
Postgraduate	143	117	2	262
Undergraduate 1st year	110	102	6	218
Undergraduate 2nd year	90	113	33	236
Undergraduate 3rd year	61	80	21	162
Undergraduate 4th year	17	15		32
Hungary	34	22	1	57
Other	7	2		9
Postgraduate	9	3		12
Undergraduate 1st year	3	5	1	9
Undergraduate 2nd year	3	6		9
Undergraduate 3rd year	9	6		15
Undergraduate 4th year	3			3
Iceland	8	8		16
Other		1		1
Postgraduate	4	5		9
Undergraduate 1st year	3	1		4
Undergraduate 3rd year	1			1
Undergraduate 4th year		1		1
India	634	557	21	1212
Language school		1		1
Other	43	8	1	52
Placement	5	2		7
Postgraduate	355	325		680
Undergraduate 1st year	73	73	5	151
Undergraduate 2nd year	92	64	7	163
Undergraduate 3rd year	52	68	8	128
Undergraduate 4th year	14	16		30
Indonesia	98	81		179
Other	3	3		6
Placement		1		1
Postgraduate	50	36		86
Undergraduate 1st year	23	10		33
Undergraduate 2nd year	14	13		27
Undergraduate 3rd year	6	13		19

BPF response to Migration Advisory Committee's International Students Call for Evidence



Undergraduate 4th year	2	5		7
Iran (Islamic Republic of)	55	49	2	106
Other	5	3		8
Placement	1			1
Postgraduate	18	17		35
Undergraduate 1st year	13	16	1	30
Undergraduate 2nd year	9	7	1	17
Undergraduate 3rd year	7	5		12
Undergraduate 4th year	2	1		3
Iraq	22	16		38
Other	2	2		4
Postgraduate	6	4		10
Undergraduate 1st year	6	5		11
Undergraduate 2nd year	5	3		8
Undergraduate 3rd year	3	1		4
Undergraduate 4th year		1		1
Ireland	106	72	1	179
Other	13	2		15
Placement	1	1		2
Postgraduate	40	39		79
Undergraduate 1st year	24	20		44
Undergraduate 2nd year	11	5	1	17
Undergraduate 3rd year	12	2		14
Undergraduate 4th year	5	3		8
Isle of Man	4	7		11
Postgraduate	1	1		2
Undergraduate 1st year	1	2		3
Undergraduate 2nd year	2	2		4
Undergraduate 3rd year		1		1
Undergraduate 4th year		1		1
Israel	12	2		14
Postgraduate	8	1		9
Undergraduate 1st year	3			3
Undergraduate 2nd year	1	1		2
Italy	312	181	15	508
Language school	11			11
Other	39	13	1	53
Placement	11	2	1	14
Postgraduate	112	52	1	165
Undergraduate 1st year	66	40	3	109

BPF response to Migration Advisory Committee's International Students Call for Evidence



Undergraduate 2nd year	30	38	7	75
Undergraduate 3rd year	32	24	2	58
Undergraduate 4th year	11	12		23
Jamaica	10	22		32
Postgraduate	3	2		5
Undergraduate 1st year		7		7
Undergraduate 2nd year	5	8		13
Undergraduate 3rd year	1	5		6
Undergraduate 4th year	1			1
Japan	91	44	6	141
Language school	8			8
Other	12	2		14
Placement	2			2
Postgraduate	42	18		60
Undergraduate 1st year	13	10	1	24
Undergraduate 2nd year	10	7	2	19
Undergraduate 3rd year	4	5	2	11
Undergraduate 4th year		2	1	3
Jersey	9	13	1	23
Postgraduate	2	7		9
Undergraduate 1st year	5	4		9
Undergraduate 2nd year	1		1	2
Undergraduate 3rd year	1	2		3
Jordan	55	56	3	114
Other	2	4		6
Placement	2			2
Postgraduate	35	27		62
Undergraduate 1st year	8	11	2	21
Undergraduate 2nd year	5	4	1	10
Undergraduate 3rd year	3	8		11
Undergraduate 4th year		2		2
Kazakhstan	73	39	3	115
Language school	1			1
Other	6	2		8
Placement	1			1
Postgraduate	13	6		19
Undergraduate 1st year	24	8	2	34
Undergraduate 2nd year	18	12		30
Undergraduate 3rd year	7	9	1	17
Undergraduate 4th year	3	2		5

BPF response to Migration Advisory Committee's International Students Call for Evidence



Kenya	52	53	4	109
Other	4	4		8
Placement	1			1
Postgraduate	19	8	1	28
Undergraduate 1st year	9	15		24
Undergraduate 2nd year	10	20	2	32
Undergraduate 3rd year	5	5	1	11
Undergraduate 4th year	4	1		5
Korea, Democratic People's Republic	8	2		10
Language school	1			1
Other	3			3
Undergraduate 1st year	1	1		2
Undergraduate 2nd year	2			2
Undergraduate 3rd year	1	1		2
Korea, Republic of	234	205	20	459
Language school	8	3		11
Other	23	12		35
Placement	6			6
Postgraduate	75	58		133
Undergraduate 1st year	50	48	6	104
Undergraduate 2nd year	43	48	10	101
Undergraduate 3rd year	23	30	4	57
Undergraduate 4th year	6	6		12
Kuwait	48	53	1	102
Language school	5	7		12
Other	9	5		14
Postgraduate	9	8		17
Undergraduate 1st year	23	20		43
Undergraduate 2nd year	2	9	1	12
Undergraduate 3rd year		4		4
Kyrgyzstan	5	1		6
Undergraduate 2nd year	1			1
Undergraduate 3rd year	4	1		5
Lao, People's Democratic Republic	4	1		5
Other	2			2
Postgraduate		1		1
Undergraduate 1st year	1			1
Undergraduate 2nd year	1			1
Latvia	11	11	1	23
Other	3	1		4

BPF response to Migration Advisory Committee's International Students Call for Evidence



Postgraduate	3	1		4
Undergraduate 1st year	4	6		10
Undergraduate 2nd year		2	1	3
Undergraduate 3rd year	1	1		2
Lebanon	40	47	3	90
Other	5	3		8
Placement	1			1
Postgraduate	26	32		58
Undergraduate 1st year	3	7	1	11
Undergraduate 2nd year	3	3	1	7
Undergraduate 3rd year	2	2	1	5
Liberia		2		2
Postgraduate		1		1
Undergraduate 1st year		1		1
Libya	7	5		12
Postgraduate	1			1
Undergraduate 1st year	2	1		3
Undergraduate 2nd year	2	1		3
Undergraduate 3rd year	2	2		4
Undergraduate 4th year		1		1
Liechtenstein	1	2		3
Postgraduate	1	2		3
Lithuania	38	36	4	78
Other	6	1		7
Postgraduate	1	3		4
Undergraduate 1st year	20	15		35
Undergraduate 2nd year	9	9	2	20
Undergraduate 3rd year	2	7	1	10
Undergraduate 4th year		1	1	2
Luxembourg	11	13		24
Postgraduate	4	5		9
Undergraduate 1st year	2	1		3
Undergraduate 2nd year	2	4		6
Undergraduate 3rd year	1	2		3
Undergraduate 4th year	2	1		3
Macau	27	24	2	53
Language school	1			1
Other	2			2
Postgraduate	7	5		12
Undergraduate 1st year	10	8	1	19

BPF response to Migration Advisory Committee's International Students Call for Evidence



Undergraduate 2nd year	4	7	1	12
Undergraduate 3rd year	3	4		7
Macedonia, Former Yugoslav Republic	1	1		2
Postgraduate	1	1		2
Madagascar	4	3		7
Language school	1			1
Postgraduate		2		2
Undergraduate 1st year	2			2
Undergraduate 2nd year	1			1
Undergraduate 3rd year		1		1
Malawi	15	3		18
Postgraduate	5			5
Undergraduate 1st year	7	1		8
Undergraduate 2nd year	1	1		2
Undergraduate 3rd year	2	1		3
Malaysia	268	260	13	541
Other	16	7		23
Placement	4			4
Postgraduate	94	83		177
Undergraduate 1st year	72	49	1	122
Undergraduate 2nd year	28	51	7	86
Undergraduate 3rd year	46	57	5	108
Undergraduate 4th year	8	13		21
Maldives	8	4		12
Postgraduate		2		2
Undergraduate 1st year	4			4
Undergraduate 2nd year	1	1		2
Undergraduate 3rd year	3			3
Undergraduate 4th year		1		1
Mali	1			1
Undergraduate 3rd year	1			1
Malta	14	18	1	33
Other	1	5		6
Postgraduate	8	9	1	18
Undergraduate 1st year	2	1		3
Undergraduate 2nd year	1	3		4
Undergraduate 4th year	2			2
Martinique	1	1		2
Undergraduate 2nd year	1			1
Undergraduate 3rd year		1		1

BPF response to Migration Advisory Committee's International Students Call for Evidence



Mauritania	2	1		3
Postgraduate		1		1
Undergraduate 1st year	2			2
Mauritius	41	39	2	82
Other	2	1		3
Placement	1	1		2
Postgraduate	15	19		34
Undergraduate 1st year	8	3		11
Undergraduate 2nd year	5	9	1	15
Undergraduate 3rd year	7	5	1	13
Undergraduate 4th year	3	1		4
Mexico	33	16		49
Other	7	1		8
Placement	1			1
Postgraduate	19	10		29
Undergraduate 1st year	4	2		6
Undergraduate 2nd year	1	1		2
Undergraduate 3rd year	1	2		3
Moldova, Republic of	2	2		4
Postgraduate	1	1		2
Undergraduate 1st year	1			1
Undergraduate 3rd year		1		1
Monaco	1	2		3
Undergraduate 1st year	1	1		2
Undergraduate 2nd year		1		1
Mongolia	5	3		8
Other	3			3
Undergraduate 1st year	1	1		2
Undergraduate 2nd year		1		1
Undergraduate 3rd year	1	1		2
Morocco	39	21		60
Language school		2		2
Other	20	1		21
Postgraduate	3	6		9
Undergraduate 1st year	12	5		17
Undergraduate 2nd year	3	4		7
Undergraduate 3rd year	1	3		4
Mozambique	4	5	1	10
Postgraduate	1	4		5
Undergraduate 1st year			1	1

BPF response to Migration Advisory Committee's International Students Call for Evidence



Undergraduate 2nd year	1			1
Undergraduate 3rd year	2	1		3
Myanmar	15	17		32
Other	1			1
Postgraduate	3	2		5
Undergraduate 1st year	5	5		10
Undergraduate 2nd year	2	8		10
Undergraduate 3rd year	3	2		5
Undergraduate 4th year	1			1
Namibia	1			1
Postgraduate	1			1
Nepal	8	13	1	22
Other		1		1
Postgraduate	2	4		6
Undergraduate 1st year	4	5		9
Undergraduate 2nd year	2	1	1	4
Undergraduate 3rd year		2		2
Netherlands	108	67	5	180
Other	15	5		20
Placement	7			7
Postgraduate	37	21		58
Undergraduate 1st year	19	22	3	44
Undergraduate 2nd year	10	8	2	20
Undergraduate 3rd year	15	6		21
Undergraduate 4th year	5	5		10
Netherlands Antilles	2	2		4
Other		1		1
Postgraduate	2			2
Undergraduate 1st year		1		1
New Zealand	7	5		12
Postgraduate	3	3		6
Undergraduate 1st year	2			2
Undergraduate 2nd year	1	2		3
Undergraduate 3rd year	1			1
Nigeria	180	204	15	399
Language school	2			2
Other	6	3		9
Placement	2	3		5
Postgraduate	61	56	2	119
Undergraduate 1st year	46	56	4	106

BPF response to Migration Advisory Committee's International Students Call for Evidence



Undergraduate 2nd year	34	45	8	87
Undergraduate 3rd year	24	39	1	64
Undergraduate 4th year	5	2		7
Northern Ireland	39	27		66
Placement		1		1
Postgraduate	5	2		7
Undergraduate 1st year	23	12		35
Undergraduate 2nd year	10	7		17
Undergraduate 3rd year		4		4
Undergraduate 4th year	1	1		2
Norway	72	74	7	153
Other	3			3
Postgraduate	24	30		54
Undergraduate 1st year	14	23	1	38
Undergraduate 2nd year	18	9	4	31
Undergraduate 3rd year	12	10	2	24
Undergraduate 4th year	1	2		3
Oman	78	92		170
Language school	1			1
Other	8	11		19
Placement	1	1		2
Postgraduate	21	14		35
Undergraduate 1st year	30	28		58
Undergraduate 2nd year	10	24		34
Undergraduate 3rd year	6	10		16
Undergraduate 4th year	1	4		5
Other	5			5
Other	1			1
Postgraduate	3			3
Undergraduate 1st year	1			1
Pakistan	198	126	8	332
Language school	1			1
Other	11	3		14
Placement	1			1
Postgraduate	57	32		89
Undergraduate 1st year	41	36	1	78
Undergraduate 2nd year	49	34	5	88
Undergraduate 3rd year	33	20	2	55
Undergraduate 4th year	5	1		6
Palestine	6	2	1	9

BPF response to Migration Advisory Committee's International Students Call for Evidence



Postgraduate	5	2		7
Undergraduate 1st year	1			1
Undergraduate 2nd year			1	1
Panama	3	1		4
Postgraduate	3			3
Undergraduate 2nd year		1		1
Paraguay	2			2
Postgraduate	1			1
Undergraduate 1st year	1			1
Peru	7	4		11
Other	1			1
Postgraduate	2	1		3
Undergraduate 1st year		1		1
Undergraduate 2nd year		1		1
Undergraduate 3rd year	4			4
Undergraduate 4th year		1		1
Philippines	37	33	4	74
Other	1			1
Postgraduate	10	5		15
Undergraduate 1st year	11	12	1	24
Undergraduate 2nd year	9	8	2	19
Undergraduate 3rd year	5	8	1	14
Undergraduate 4th year	1			1
Poland	121	107	2	230
Language school		1		1
Other	19	5		24
Placement	2			2
Postgraduate	19	28		47
Undergraduate 1st year	37	32	1	70
Undergraduate 2nd year	22	26	1	49
Undergraduate 3rd year	20	13		33
Undergraduate 4th year	2	2		4
Portugal	88	102	5	195
Language school	1			1
Other	18	11		29
Placement	2	2		4
Postgraduate	31	23		54
Undergraduate 1st year	16	41	1	58
Undergraduate 2nd year	12	15	3	30
Undergraduate 3rd year	7	9	1	17

BPF response to Migration Advisory Committee's International Students Call for Evidence



Undergraduate 4th year	1	1		2
Puerto Rico		2		2
Undergraduate 2nd year		1		1
Undergraduate 3rd year		1		1
Qatar	23	10		33
Other	5	3		8
Postgraduate	2	1		3
Undergraduate 1st year	13	1		14
Undergraduate 2nd year		4		4
Undergraduate 3rd year	2	1		3
Undergraduate 4th year	1			1
Reunion Island		1		1
Undergraduate 4th year		1		1
Romania	137	88	5	230
Other	25	4		29
Placement	5			5
Postgraduate	21	14		35
Undergraduate 1st year	27	27		54
Undergraduate 2nd year	33	32	2	67
Undergraduate 3rd year	17	9	3	29
Undergraduate 4th year	9	2		11
Russian Federation	166	123	4	293
Language school	2			2
Other	13	6		19
Placement		2		2
Postgraduate	43	30		73
Undergraduate 1st year	49	25	1	75
Undergraduate 2nd year	34	34	1	69
Undergraduate 3rd year	24	22	2	48
Undergraduate 4th year	1	4		5
Rwanda	6	2		8
Postgraduate	2			2
Undergraduate 1st year	2	1		3
Undergraduate 2nd year		1		1
Undergraduate 3rd year	2			2
Saint Kitts and Nevis	3	1		4
Postgraduate	2			2
Undergraduate 1st year	1			1
Undergraduate 2nd year		1		1
Saint Lucia	1	4	1	6

BPF response to Migration Advisory Committee's International Students Call for Evidence



Postgraduate		1		1
Undergraduate 1st year		3		3
Undergraduate 2nd year	1		1	2
Saint Vincent and the Grenadines	2	2		4
Postgraduate	1			1
Undergraduate 1st year	1	2		3
Saudi Arabia	129	84	3	216
Language school	19	3		22
Other	21	2		23
Placement	2			2
Postgraduate	47	46	1	94
Undergraduate 1st year	28	17	1	46
Undergraduate 2nd year	8	10		18
Undergraduate 3rd year	3	5	1	9
Undergraduate 4th year	1	1		2
Senegal		1		1
Language school		1		1
Seychelles	7	9		16
Other		1		1
Postgraduate	3	5		8
Undergraduate 1st year	1	1		2
Undergraduate 2nd year	3			3
Undergraduate 3rd year		2		2
Sierra Leone	2	5		7
Postgraduate		2		2
Undergraduate 1st year	2			2
Undergraduate 2nd year		1		1
Undergraduate 3rd year		2		2
Singapore	149	89	8	246
Language school	2			2
Other	13	4		17
Postgraduate	71	35	1	107
Undergraduate 1st year	24	13		37
Undergraduate 2nd year	23	28	4	55
Undergraduate 3rd year	13	9	3	25
Undergraduate 4th year	3			3
Slovak Republic	29	28	1	58
Other	6	3		9
Postgraduate	6	3		9
Undergraduate 1st year	5	8		13

BPF response to Migration Advisory Committee's International Students Call for Evidence



Undergraduate 2nd year	7	6		13
Undergraduate 3rd year	5	7	1	13
Undergraduate 4th year		1		1
Slovenia	9	8		17
Postgraduate	2	1		3
Undergraduate 1st year	4			4
Undergraduate 2nd year	1	1		2
Undergraduate 3rd year		5		5
Undergraduate 4th year	2	1		3
Somalia	3	9		12
Other		1		1
Postgraduate		2		2
Undergraduate 1st year	1	3		4
Undergraduate 2nd year	1	2		3
Undergraduate 3rd year	1	1		2
South Africa	31	35	1	67
Other	1	2		3
Placement	3	2		5
Postgraduate	16	13		29
Undergraduate 1st year	10	8		18
Undergraduate 2nd year		6	1	7
Undergraduate 3rd year	1	4		5
Spain	304	211	8	523
Language school	19	3		22
Other	53	14	1	68
Placement	12	4		16
Postgraduate	101	60	1	162
Undergraduate 1st year	36	32	1	69
Undergraduate 2nd year	27	29	3	59
Undergraduate 3rd year	28	53	2	83
Undergraduate 4th year	28	16		44
Sri Lanka	20	30	1	51
Other	1			1
Postgraduate	9	9		18
Undergraduate 1st year	3	9		12
Undergraduate 2nd year	6	6	1	13
Undergraduate 3rd year	1	6		7
Sudan	18	11	1	30
Postgraduate	5	4		9
Undergraduate 1st year	5	3	1	9

BPF response to Migration Advisory Committee's International Students Call for Evidence



Undergraduate 2nd year	5	2		7
Undergraduate 3rd year	1	1		2
Undergraduate 4th year	2	1		3
Swaziland		3		3
Postgraduate		2		2
Undergraduate 2nd year		1		1
Sweden	58	30	3	91
Other	4			4
Placement	1			1
Postgraduate	10	5	1	16
Undergraduate 1st year	16	10		26
Undergraduate 2nd year	13	8	2	23
Undergraduate 3rd year	11	7		18
Undergraduate 4th year	3			3
Switzerland	101	57		158
Language school	2	2		4
Other	13	3		16
Placement	6			6
Postgraduate	39	23		62
Undergraduate 1st year	21	13		34
Undergraduate 2nd year	9	7		16
Undergraduate 3rd year	9	8		17
Undergraduate 4th year	2	1		3
Syrian Arab Republic	15	8		23
Postgraduate	8	2		10
Undergraduate 1st year	2	3		5
Undergraduate 2nd year	4	1		5
Undergraduate 3rd year	1	2		3
Taiwan	186	146	3	335
Language school	2	1		3
Other	17	6		23
Placement	2			2
Postgraduate	101	102		203
Undergraduate 1st year	33	15	1	49
Undergraduate 2nd year	19	8		27
Undergraduate 3rd year	8	10	2	20
Undergraduate 4th year	4	4		8
Tanzania	13	16	1	30
Other	1	1		2
Postgraduate	6			6

BPF response to Migration Advisory Committee's International Students Call for Evidence



Undergraduate 1st year	2	7		9
Undergraduate 2nd year	2	3	1	6
Undergraduate 3rd year	2	4		6
Undergraduate 4th year		1		1
Thailand	408	309	11	728
Language school	9	2		11
Other	19	5		24
Placement	1			1
Postgraduate	309	241	6	556
Undergraduate 1st year	37	31		68
Undergraduate 2nd year	12	18	3	33
Undergraduate 3rd year	18	12	2	32
Undergraduate 4th year	3			3
Togo		1		1
Undergraduate 1st year		1		1
Trinidad and Tobago	21	16	2	39
Other	1	2		3
Postgraduate	12	8		20
Undergraduate 1st year	3		1	4
Undergraduate 2nd year	4	4	1	9
Undergraduate 3rd year	1	2		3
Tunisia	5	4		9
Other	1	1		2
Postgraduate	1	1		2
Undergraduate 1st year		1		1
Undergraduate 3rd year	3	1		4
Turkey	108	79	3	190
Language school	5	3		8
Other	4	2		6
Placement	1			1
Postgraduate	66	42		108
Undergraduate 1st year	17	19		36
Undergraduate 2nd year	5	8	1	14
Undergraduate 3rd year	8	4	2	14
Undergraduate 4th year	2	1		3
Turkmenistan	1	2		3
Undergraduate 1st year	1	1		2
Undergraduate 2nd year		1		1
Turks and Ciacos Islands	1	2	1	4
Postgraduate	1			1

BPF response to Migration Advisory Committee's International Students Call for Evidence



Undergraduate 1st year		1		1
Undergraduate 2nd year		1	1	2
Uganda	9	9		18
Postgraduate	3	3		6
Undergraduate 1st year	1	1		2
Undergraduate 2nd year	4	4		8
Undergraduate 3rd year	1	1		2
Ukraine	55	34	3	92
Other	2	1		3
Placement	1			1
Postgraduate	13	8		21
Undergraduate 1st year	22	10	1	33
Undergraduate 2nd year	14	6	1	21
Undergraduate 3rd year	3	7	1	11
Undergraduate 4th year		2		2
United Arab Emirates	32	30	2	64
Other	2	1		3
Postgraduate	12	9		21
Undergraduate 1st year	9	8	1	18
Undergraduate 2nd year	5	7	1	13
Undergraduate 3rd year	2	5		7
Undergraduate 4th year	2			2
United Kingdom	9803	7793	862	18458
Language school	174	7		181
Other	2213	357	7	2577
Placement	137	58	2	197
Postgraduate	1118	881	20	2019
Undergraduate 1st year	3187	3391	150	6728
Undergraduate 2nd year	1676	1831	451	3958
Undergraduate 3rd year	1001	1026	196	2223
Undergraduate 4th year	297	242	36	575
United States	308	269	6	583
Other	28	1		29
Placement	1	1		2
Postgraduate	178	161	3	342
Undergraduate 1st year	39	32		71
Undergraduate 2nd year	32	39	1	72
Undergraduate 3rd year	22	27	2	51
Undergraduate 4th year	8	8		16
Uruguay		2		2

BPF response to Migration Advisory Committee's International Students Call for Evidence



Postgraduate		2		2
Uzbekistan	5	3		8
Undergraduate 1st year	2	2		4
Undergraduate 2nd year	1	1		2
Undergraduate 3rd year	2			2
Vanuatu	1			1
Postgraduate	1			1
Venezuela	7	9	1	17
Language school	1			1
Other	1	3	1	5
Postgraduate		3		3
Undergraduate 1st year	3	1		4
Undergraduate 3rd year	2			2
Undergraduate 4th year		2		2
Vietnam	36	21	1	58
Other	1			1
Postgraduate	17	8		25
Undergraduate 1st year	9	3		12
Undergraduate 2nd year	7	4		11
Undergraduate 3rd year	2	6	1	9
Virgin Islands (British)	2	1	1	4
Postgraduate	1			1
Undergraduate 1st year		1	1	2
Undergraduate 3rd year	1			1
Virgin Islands (USA)		1		1
Postgraduate		1		1
Wallis and Futuna Islands		1		1
Undergraduate 2nd year		1		1
Yemen	4	3	1	8
Postgraduate		1		1
Undergraduate 1st year	2	2		4
Undergraduate 2nd year	1		1	2
Undergraduate 3rd year	1			1
Yugoslavia	11	12		23
Postgraduate	4	5		9
Undergraduate 1st year	2			2
Undergraduate 2nd year	4	2		6
Undergraduate 3rd year	1	4		5
Undergraduate 4th year		1		1
Zambia	17	14	3	34

BPF response to Migration Advisory Committee's International Students Call for Evidence



Postgraduate	9	4		13
Undergraduate 1st year	3	2		5
Undergraduate 2nd year	4	4	1	9
Undergraduate 3rd year		4	2	6
Undergraduate 4th year	1			1
Zimbabwe	43	61	7	111
Other	1	3		4
Postgraduate	2	3		5
Undergraduate 1st year	14	20	1	35
Undergraduate 2nd year	19	22	5	46
Undergraduate 3rd year	5	12	1	18
Undergraduate 4th year	2	1		3
Grand Total	21893	18843	1468	42204